

Injectable naloxone

This requires assembly. Follow the instructions below.

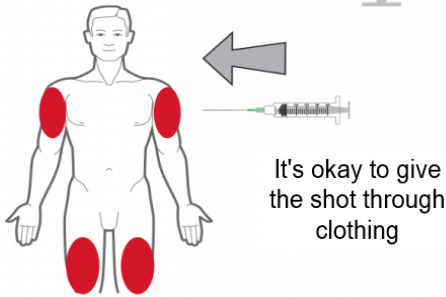
- 1** Remove cap from naloxone vial and uncover needle.



- 2** Invert the vial, insert the needle, and pull back on the plunger to draw out 1 ml of naloxone into the syringe. Make sure the needle stays in the naloxone.



- 3** Inject 1 ml of naloxone into an upper arm or thigh muscle.



- 4** You may give a naloxone injection every 2 minutes until the victim responds or EMS arrives.

Injectable naloxone

This requires assembly. Follow the instructions below.

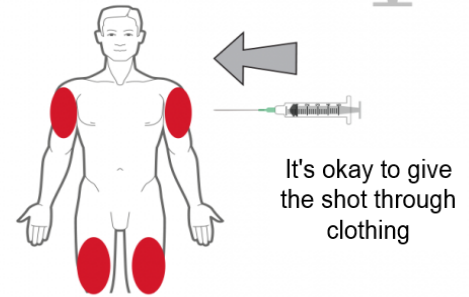
- 1** Remove cap from naloxone vial and uncover needle.



- 2** Invert the vial, insert the needle, and pull back on the plunger to draw out 1 ml of naloxone into the syringe. Make sure the needle stays in the naloxone.



- 3** Inject 1 ml of naloxone into an upper arm or thigh muscle.



- 4** You may give a naloxone injection every 2 minutes until the victim responds or EMS arrives.

Injectable naloxone

This requires assembly. Follow the instructions below.

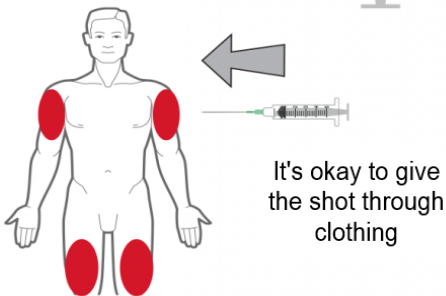
- 1** Remove cap from naloxone vial and uncover needle.



- 2** Invert the vial, insert the needle, and pull back on the plunger to draw out 1 ml of naloxone into the syringe. Make sure the needle stays in the naloxone.



- 3** Inject 1 ml of naloxone into an upper arm or thigh muscle.

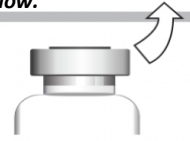


- 4** You may give a naloxone injection every 2 minutes until the victim responds or EMS arrives.

Injectable naloxone

This requires assembly. Follow the instructions below.

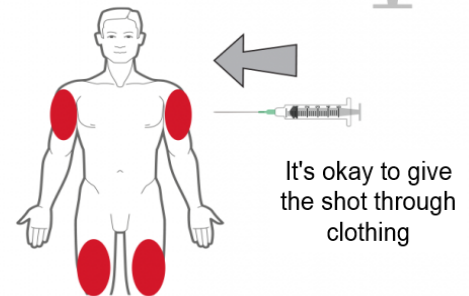
- 1** Remove cap from naloxone vial and uncover needle.



- 2** Invert the vial, insert the needle, and pull back on the plunger to draw out 1 ml of naloxone into the syringe. Make sure the needle stays in the naloxone.



- 3** Inject 1 ml of naloxone into an upper arm or thigh muscle.



- 4** You may give a naloxone injection every 2 minutes until the victim responds or EMS arrives.